

Walsall Job Vacancy Insight Report

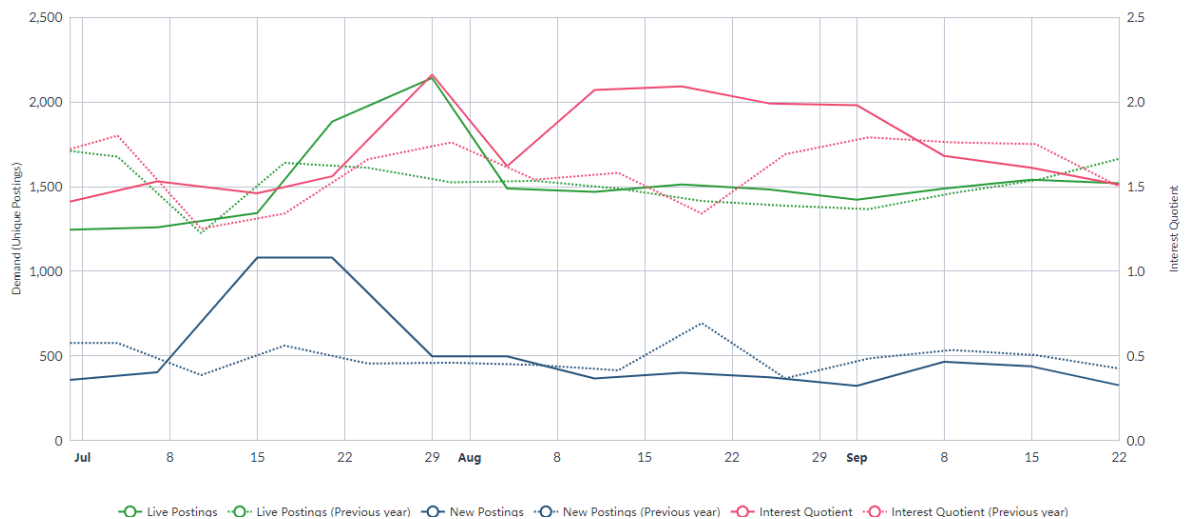
July 2024 to September 2024

Current Job Posting Trends¹

Walsall Overview

- Between July to September 2024 (inclusive), there were 6,817 unique job adverts for roles recorded in Walsall. This number of postings is high compared to all local authority districts. Over the past year, this has decreased by 13.8%, compared to a decrease of 28.1% across the UK.
- During this period, there were 5,479 new job postings. This number of postings is high compared to all local authority districts. Over the past year, this has decreased by 10.5%, compared to a decrease of 29.3% across the UK.

Demand and Interest Trend:



- Over this quarter, live postings adverts have increased by 20.7%, whilst new job postings have decreased by 19.1% during this period. This signals the cooling off of the labour market.
- More recently, demand has seemingly picked up again, as live postings have increased 6.9% in the last 30 days of job posting activity, new postings have also increased by 1.2%, showing changing near-term trends.
- By comparing interest quotient and demand, we can identify where there are mismatches in talent/supply and demand. Interest Quotient is ranked at a high of 1.7.

Walsall Advertised Salary

- The advertised median salary for roles over this period in Walsall was £34,160 – up by 12.3% from the previous year, but 2.2% less than the overall national median salary of £33,423.

¹ Source: All data derived from the Adzuna Analyst Tool (October 2024)

Salary Trend:



Top Occupations

- The top posted occupations below account for 11.9% of all job postings in this quarter.
- Teaching assistants are the most in demand occupations, receiving the highest number of postings in the area.
- Lorry drivers are the most in demand vacancies from the employee perspective, receiving the highest interest in terms of clicks and applicants.
- Installers have the highest location quotient, and maintenance engineers have the highest salary.

In-Demand Occupations:

Occupation	Median Salary	Unique Postings	Location Quotient	Interest Quotient
Teaching Assistant	£21,431	136	1.65	8.51
Primary School Teacher	£37,200	109	1.55	2.69
Plumber	£30,000	90	4.77	1.98
Teacher	£38,900	79	2.15	1.42
Lorry Driver	£35,000	76	1.65	22.82
Manager	£36,000	69	0.61	6.1
Maintenance Engineer	£42,500	67	2.17	2.69
Installer	£30,000	66	4.78	7.8
SEN Assistant	£21,600	60	1.16	4.82
Assistant	£27,000	58	1.07	5.39

Most In-Demand Skills

- Reflecting the most advertised occupations, the biggest skills gaps are around 'communication', 'management' and 'clients'.

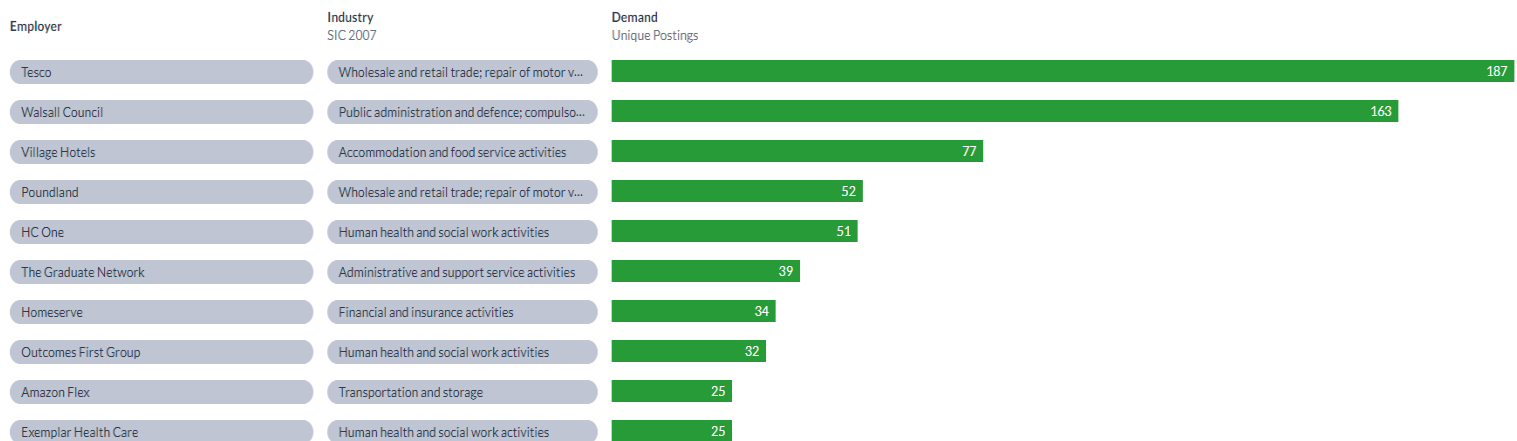
In-Demand Skills:



Who's Hiring

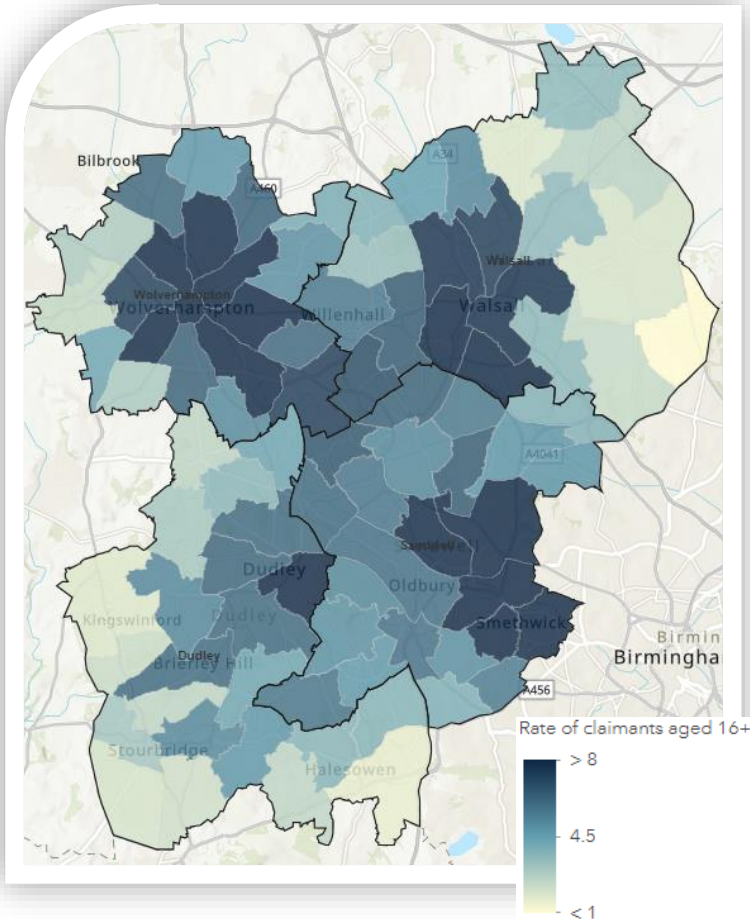
- By volume Tesco have logged the most job postings, but posting is also high for Walsall Council.

Employers Hiring:



Walsall Total Claimants²

- Walsall had 11,450 claimants aged 16 years and over in August 2024, an increase of 255 (+2.3%) claimants from the previous month. Compared to August 2023, claimants in Walsall increased by 1,905 (+20.0%).



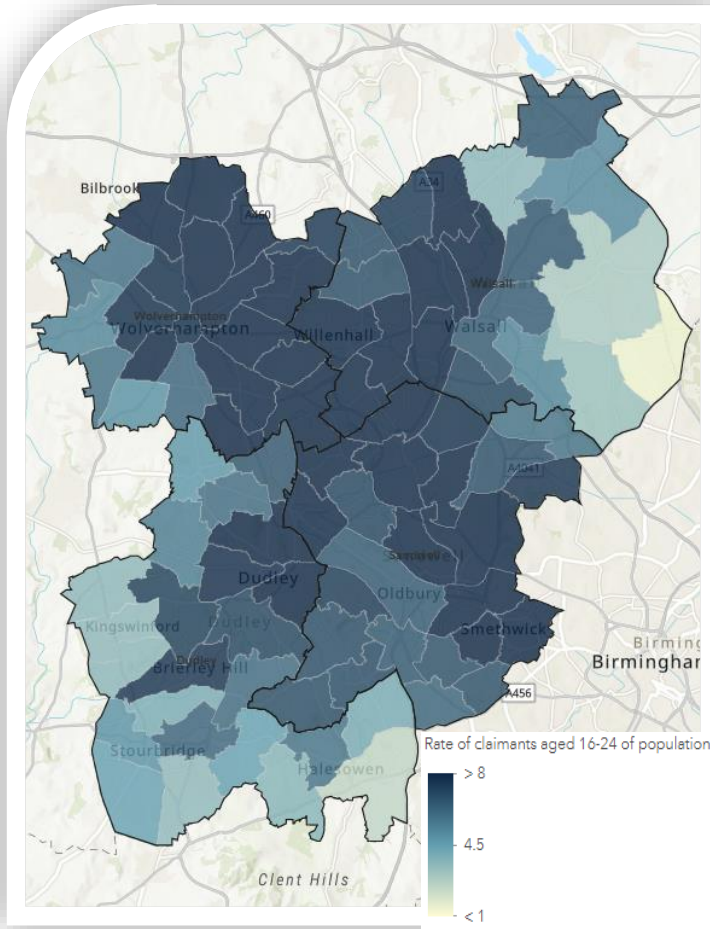
Walsall Wards	Number	Rate
Aldridge Central and South	240	2.1%
Aldridge North and Walsall Wood	290	2.7%
Bentley and Darlaston North	705	6.5%
Birchills Leamore	920	7.6%
Blakenall	915	7.7%
Bloxwich East	530	5.2%
Bloxwich West	525	4.7%
Brownhills	380	3.5%
Darlaston South	880	7.1%
Paddock	410	3.8%
Palfrey	1,120	8.7%
Pelsall	170	1.8%
Pheasey Park Farm	220	2.4%
Pleck	1,100	9.1%
Rushall-Shelfield	330	3.4%
St Matthew's	1,080	7.8%
Short Heath	325	3.4%
Streetly	115	1.0%
Willenhall North	410	4.1%
Willenhall South	785	5.8%

- Out of the 20 wards within Walsall, 15 were at or above the UK average of 3.3%.
- The wards with the highest number of claimants as a percentage of residents aged 16 years and over were Pleck at 9.1%, Palfrey at 8.7% and St Matthew's at 7.8%.

² Office for National Statistics (ONS) / Department for Work and Pensions (DWP), claimant counts, released September 2024 (please note August figures are provisional).

Walsall Youth Claimants

Walsall had 2,230 youth claimants in August 2024, an increase of 100 (+4.7%) compared to the previous month. When compared to August 2023, the number of youth claimants increased by 150 (+7.2%).



Walsall Wards	Number	Rate
Aldridge Central and South	40	3.3%
Aldridge North and Walsall Wood	60	5.2%
Bentley and Darlaston North	125	7.9%
Birchills Leamore	200	11.2%
Blakenall	210	11.3%
Bloxwich East	145	10.8%
Bloxwich West	115	8.3%
Brownhills	85	6.7%
Darlaston South	180	9.5%
Paddock	75	5.3%
Palfrey	175	7.6%
Pelsall	35	3.6%
Pheasey Park Farm	40	3.8%
Pleck	185	9.1%
Rushall-Shelfield	75	6.7%
St Matthew's	155	6.8%
Short Heath	70	6.9%
Streetly	15	1.4%
Willenhall North	95	7.3%
Willenhall South	140	7.8%

- Challenges remain with youth claimants as 16 out of 20 wards in Walsall were above the UK average of 4.2% in August 2024.
- The wards with the highest number of claimants as a percentage of residents aged 16-24 were Blakenall at 11.3%, Birchills Leamore at 11.2%, and Bloxwich East at 10.8%.